

MY CLASSROOM

1

LISTEN AND CHANT.

CD
1.34

KARAOKE

CD
1.35

2

LISTEN AND STICK.

CD
1.36

3



FIND AND CHECK (✓).



4

LISTEN, POINT AND SAY.

THEN LISTEN AND CHECK (✓) OR CROSS (X).

CD
1.37

5

LOOK AND COLOR. THEN SAY.





6

LISTEN AND COLOR.

CD
1.38



1



2



SONG: A (BIG) (BAG). BIG, SMALL. COLORS. SCHOOL OBJECTS. A (RED) (BOOK).

7

LISTEN AND SING.

CD
1.39KARAOKE
CD
1.40

8

LISTEN AND CIRCLE. THEN SAY.


CD
1.41

9


LISTEN AND ANSWER.

CD
1.42

1



2



3



4



5



6



10

NOW ACT THE STORY OUT.

STORY: YOUR (BAG), PLEASE. HERE YOU ARE. BIG, SMALL. COLORS. SCHOOL OBJECTS.
A (SMALL) (BAG). A (RED) (BOOK).

11

LISTEN, COLOR AND DRAW. THEN SAY.

CD
1.43

1



2



12

GO TO PAGE 77. CUT OUT. THEN LISTEN AND PLAY.

CD
1.44**SKILLS:** BIG, SMALL. COLORS. SCHOOL OBJECTS. A (SMALL) (BAG). A (RED) (BOOK).

13 LISTEN, POINT AND SAY. THEN CHECK (✓) OR CROSS (X).

CD
1.45



14 LISTEN AND CIRCLE. THEN SAY.

CD
1.46



15 MAKE A POSTER.



CLIL: BOARD, CARPET, DESK. BIG, SMALL. SCHOOL OBJECTS. A (SMALL) (CHAIR).

1 LISTEN AND CHECK (✓). THEN SAY.

CD
1.47



2 DRAW AND SAY.

